



Transfer Student Guide

Welcome! UC San Diego is one of the top-rated public universities in the country and is full of exciting opportunities. As a prospective or incoming transfer student, you will find that your previous college experience has equipped you with an academic background and course credits that will provide a foundation for your studies here.

This guide is a supplement to information posted in the student portal (TritonLink) as well as advice that has been or will be provided to you by your college, major department, and various campus administrative units. Inside, you will find useful links to official websites and resources, along with tips to optimize your academic and student life experiences at UC San Diego.

Contents

■	<i>The Application Process</i>	2
■	<i>Admissions and Enrollment</i>	3
■	<i>Planning your Course Schedule</i>	4
■	<i>Welcome Week</i>	5
■	<i>Tips for Academic Success</i>	6
■	<i>Around Campus and More</i>	7
■	<i>Academic Enrichment</i>	8
■	<i>On the Road to Graduation</i>	11
■	<i>Student Life – Have Some Fun!</i>	11
■	<i>Glossary</i>	13



Courtesy AES Creative Services



Bear, 2005; Tim Hawkinson
Photo by Philipp Scholz Rittermann



Courtesy AES Creative Services

The Application Process *(for prospective students)*

■ **Discover the available transfer programs.**

If you are a community college student, talk to your community college advisor early to make sure you meet [transfer program requirements](#) before your transfer. If you complete the Intersegmental General Education Transfer Curriculum (IGETC) certificate and the Transfer Admission Guarantee (TAG) before transfer, you will clear your lower-division general education requirements at four of the colleges – Muir, Marshall, Sixth, and Warren – and meet most lower-division requirements at the other two – Revelle and Roosevelt – though you may need to complete some additional coursework at these two colleges.

If you are transferring from another UC campus and have finished your general education courses, ask your current campus advisor for a Letter of Reciprocity to clear your lower-division general education requirements at most of UC San Diego's six colleges.

■ **Review admissions criteria.**

Review the [admissions procedures and requirements](#) for UC San Diego transfer students. Be sure to note the application deadlines.

■ **Prepare to select your major at UC San Diego.**

Learn about the [majors available at UC San Diego](#). Determining your major early will help you choose classes that pave the way to graduation. There are many resources available to you as you make this important decision, starting with the [UC San Diego General Catalog](#), the most comprehensive resource on academic options and requirements.

■ **Use ASSIST to plan courses to fit your major.**

Use the [ASSIST](#) website to find the community college courses that can be used to satisfy course requirements at UC San Diego. Using ASSIST, you can look up individual course equivalents or review all lower-division requirements for your intended major.

■ **Learn about UC San Diego's six colleges.**


All UC San Diego students and faculty are affiliated with one of the [six undergraduate colleges](#), each with its own general education requirements and specific theme. When you apply, you will be asked to rank the six colleges in order of preference. You may elect any major in any college - there are no restrictions!




Thurgood Marshall College



John Muir College



Eleanor Roosevelt College



Sixth College



Revelle College



Earl Warren College

■ **Review financial aid.**

Visit the [Financial Aid website](#) to review requirements and deadlines.

■ **Regularly check the status of your application.**

Visit myapplication.ucsd.edu to ensure that your documents and records are complete. The password created for MyApplication will be used in conjunction with your student number for access to records in [TritonLink](#), UC San Diego's Online Student Portal.

Admissions and Enrollment *(for incoming students)*

■ **Submit all transcripts by the posted deadline.**

Submit **all** of your *college transcripts* and your *high school transcripts* to the Registrar's Office. For fall quarter, the deadline is usually mid-July; for winter quarter, the deadline is mid-September.

■ **Submit your IGETC certificate.**

If you completed the IGETC, ask your community college to send an IGETC certificate to UC San Diego Admissions. Most community colleges **do not** include IGETC information on your transcript, and you must ask them for this separately.

■ **Complete requirements for courses you need to take at UC San Diego.**

Confirm that you have met all requirements for courses you will need to take at UC San Diego. Visit the [Placement Exam and Proficiency Exam schedule](#) and the following websites for more information and to see if you need to take these exams:



● **Math Placement Exam**

The [Math Placement Exam \(MPE\)](#) is offered throughout the year at UC San Diego and other California college campuses. Test results qualify students for placement in introductory calculus or pre-calculus courses.

● **Language Placement Tests**

The Linguistics Department Language Program offers [Language Placement Tests](#) in French, Spanish, German, Italian, and American Sign Language. The Language Placement Test is to determine your current level of proficiency and to assist you in selecting the appropriate course.

● **Language Proficiency Tests**

The Linguistics Department Language Program also offers [Language Proficiency Tests](#) for students who may already satisfy the language requirements for Eleanor Roosevelt College and Revelle College as well as for certain majors.

● **Entry Level Writing Requirement**

The [UC Entry Level Writing Requirement](#) can be met in several ways, including taking the [UC Analytical Writing Placement Exam](#).

● **Course-Specific Placement Exams**

Contact your department for course-specific placement exams, (i.e., the [Chemistry Placement Exam](#)).

■ **Confirm that your American History and Institutions (AH&I) requirement is cleared.**

Most students have cleared this requirement in high school, but the Admissions Office does not confirm and post this outcome until the third week of your first quarter. If it is not cleared, you will want to talk to your college's academic advisor to make sure you have completed the AH&I requirement before you graduate.

■ **Activate (and check) your UCSD.edu email account.**

You will receive instructions on how to activate your UC San Diego email account. [Your UC San Diego email](#) is the official means of communication on campus, so be sure to set up your account right away and check it often.

■ **Sign up for your on-campus college orientation program.**

At orientation you will learn about academic resources, campus services, opportunities for involvement, and much more! You will have an opportunity to sign up for your college orientation program via the **New Student Gateway**. Check your department's website for additional orientation opportunities or contact them for a meeting with a faculty or staff advisor.

■ **Consider enrolling in a Summer Session course.**

[Summer Session](#) offers a wide variety of courses that can help you begin fulfilling requirements for your college or your major before your first quarter. Some classes that fill up quickly during the academic year are more easily available during Summer Session. However, please be aware that because your transcripts may not be evaluated in time for review of prerequisites to be recognized by the UC San Diego system, advisors may be limited in their ability to provide guidance.

Planning Your Course Schedule

■ **Use TritonLink to plan your classes.**

Navigate through [TritonLink](#). This student portal has essential information, tips, and tools for undergraduate students to utilize throughout their academic careers. You will find the Schedule of Classes, a Class Planner, the Academic Calendar, the Final Exam Schedule, Add/Drop dates, WebReg, Degree Audit, your Academic History, and numerous other topics to explore!



■ **Review the WebReg tutorial.**

Before you enroll in your courses on TritonLink via WebReg (mid-to-late August), you can review the [WebReg tutorial](#) to familiarize yourself with procedures and requirements. You will be invited to a tutorial podcast.

■ **Know enrollment procedures and limitations.**

Review the [Enrollment Checklist](#) for details about priority enrollment appointment times, enrollment and fee payment holds, enrollment limitations, prerequisite requirements, and other restrictions, as well as department approval procedures, waitlists, and class confirmation.

■ **Take a limited number of courses during your first quarter.**

Advisors typically recommend that incoming transfer students enroll in 12 units (three 4-unit courses) during their first quarter in order to adjust to the campus and quarter system. Students must take a minimum of 12 units to be considered full-time. Part-time registration must meet certain criteria and requires an [application process](#). Please be aware that some majors or course schedules may require you to take more than 12 units your first quarter in order to acquire timely progress towards your degree (i.e., you may need to take a course that is offered only once a year or you may need to take a prerequisite course in order to meet requirements for taking subsequent courses on a timely basis).

■ **Access online advising.**

Many transfer students will have completed all or most of their lower-division general education requirements prior to admission and therefore are initially referred to their major department for first quarter schedule recommendations. Once you have your recommended schedule, you will communicate with your college advisors through the **New Student Gateway** for schedule review and e-advising. Your college will email you information about this venue.

- **Talk with advisors in your major department or program.**
 Advisors in your major are faculty and staff members. Be sure to consult with both. Faculty are experts in their disciplines and can advise you on course content, academic strategies, and careers in their field. The staff advisor in your major is a specialist whose focus is on the requirements in your major and opportunities in your field of study.
- **Check department/program websites for a tentative course schedule.**
 Many departments and programs post a tentative full-year course schedule online. Use this schedule to plan out your classes for each quarter. Summer session course schedules are posted during winter quarter. Refer to the “Academic Enrichment and Resource” section of this guide when planning courses to enhance your academic experiences.
- **Make an academic plan.**
 As soon as feasible, map out an academic plan to plot progress towards your degree. This plan should cover your major requirements and your college’s general education, graduation, and unit requirements. Careful planning will help you keep on a shorter path towards your degree. Academic advisors from **both your college and your major** department or program are available to assist you with your academic plan.
- **Become familiar with the language courses offered at UCSD.**
 Learn about [language courses and programs](#) available at UC San Diego.
- **Revisit the General Catalog.**
 Go to the [UC San Diego General Catalog](#) and click on “Courses/Curricula/Programs” to review the requirements for your major and determine the order in which they must be completed.
- **Revisit the ASSIST website.**
 Double-check [ASSIST](#) to confirm the college and major requirements that you satisfied at your community college.
- **Check the Course and Professor Evaluation (CAPE) Website.**
 CAPE is a student-run campus organization that administers surveys for most undergraduate courses. Visit the [CAPE](#) website to see how your fellow students rated their courses and professors. You can also find CAPE evaluations linked next to courses in the Schedule of Classes.
- **If you are admitted for winter quarter, check with your advisors in advance.**
 It is especially important that you talk with your college and major advisors before you enroll. Courses for some majors are offered only once a year. You may need to work with your [major advisor](#) to determine what courses you need to take and how to address prerequisites.

Welcome Week

- **Attend Welcome Week activities.**
[Welcome Week](#) is one of the best events you can participate in before fall classes start! It is held every fall quarter during “zero week” - beginning the weekend before classes start. Plan to attend the Student Services Fair on Monday, academic major information sessions starting on Tuesday, and social events (including several specifically tailored for transfer students) throughout the week.
- **Attend Convocation.**
 Convocation is your official campus welcome. You will be greeted by faculty, students, alumni, and campus administrators at RIMAC field, with refreshments and live music to follow. Plan to attend this Welcome Week event! Your college will provide full information.



Courtesy AES Creative Services

■ **Obtain your UC San Diego ID card.**

You can pick up your ID card at [Student Business Services](#) in the [Student Services Center](#) during orientation or after the quarter starts. Your ID card is your library card and recreation (RIMAC) card, and it allows you to ride the campus shuttles and MTS buses running directly to and from campus for free (with a sticker from the Parking Office). Your college will provide more details at orientation.

■ **Check out transfer student programs offered by your department.**

Several departments have created unique transfer student programs, for example, the Division of Biological Sciences' [TOpS program](#). Check with your department or program to see if they offer a transfer student program.

■ **Get involved!**

[Student Affairs](#) programs range from academic enrichment and career planning services to recreation, health and wellness, international education, residential life, research opportunities, professional internships, and more.

Tips for Academic Success

■ **Meet with your advisors periodically to be sure your academic plan is on track.**

Your [college and major](#) advisors remain important resources throughout your academic career. Remember that you need to meet both college and major requirements.

Your college advisor

Your [college advisor](#) is a generalist. Talk with him or her about campus procedures, general education and university requirements, your TAG and IGETC articulation, and the overall progress on your degree. You can send questions and inquiries to your college's advising office through the Virtual Advising Center (VAC).

[Thurgood Marshall College Academic Advising](#)

[John Muir College Academic Advising](#)

[Revelle College Academic Advising](#)

[Eleanor Roosevelt College Academic Advising](#)

[Sixth College Academic Advising](#)

[Warren College Academic Advising](#)



Courtesy AES Creative Services

Department/Program staff and faculty advisors

It is essential to talk with staff and faculty advisors about your major. Ask your advisor how to contact faculty if their office hours are not posted on their websites.

■ **Read about Academic Regulations.**

It is important to read the [Academic Regulations](#) section of the catalog and refer to it as a resource throughout your undergraduate career.

■ **Keep your enrollment appointments.**

Continuing students are assigned an enrollment appointment time, usually between Weeks 5 and 7 of the prior quarter. Since class rosters can fill quickly, be sure to keep track of your enrollment appointment time on [TritonLink](#) and enroll as soon as possible.

■ **Keep track of other important dates and deadlines.**

Check the [Enrollment and Registration Calendar](#) frequently.

- The deadline to add classes on WebReg is Friday of **Week 2**.
- The deadline to change grading option or units or to drop a course without a “W” is Friday of **Week 4**.
- The final deadline to drop a course, with a grade of “W,” is Friday of **Week 9**.

■ **Refer frequently to the section on “Academic Enrichment and Resources” in this guide.**

Consult with faculty, staff, and fellow students about opportunities that will enhance your campus experience and your career potential.

■ **Meet with your professors.**

Your professors are important resources for mentoring. They can help guide you in your professional and educational goals and provide assistance in finding research opportunities. Professors are the best sources for letters of recommendation for employment and/or graduate school. Get to know them during their office hours and begin building these important academic relationships.



■ **Keep track of your unit requirements.**

Minimum academic progress requires that you complete 36 units per year. You may need to complete additional units beyond your major in order to graduate; requirements may vary from college to college. Make sure you stay on track throughout the academic year. The [degree audit tool](#) (DARS) on TritonLink can help you track your units.

Around Campus and More

Campus Tours and Maps

Take a [campus tour](#). Then spend some time on campus locating important offices such as the Registrar’s Office, your college’s academic advising and student affairs offices, and your major’s undergraduate student affairs office. Campus maps are available [online](#) or at the campus tour office at the Triton Center, located on the first floor of the Student Services Center.

Arts and Culture


Seek out the rich collection of arts and culture available on campus. Art, music, and theater venues are plentiful! [The Stuart Collection](#) is a must-see, and the *calendar of events* is a useful resource for getting started.

Calendar of Events

Whether you are interested in campus lectures, performances, sports, competitions, or art galleries, the [Calendar of Events](#) is a great site to visit.

EDNA (x 4-3362)

EDNA, a student information desk located on the first floor of the Price Center East, can assist you with finding a classroom, conference room, or building and can provide you with the phone number for a department, professor, or staff member.



Sun God, 1983; Niki de Saint Phalle
Photo by Philipp Scholz Rittermann

UC San Diego Libraries

The campus has nine libraries. Check out their many resources and services at [UC San Diego Libraries](#), including their online newsletter, [The Navigator](#).

Housing and Dining

[UC San Diego Housing](#) offers a wide variety of housing services, including "The Village," a new on-campus housing option exclusively for transfer students. [UC San Diego Dining Services](#) offers a choice of several unique facilities as well as an online source for groceries and supplies.



Courtesy University Communications and Public Affairs

Transportation Options

Check out the [Transportation Services](#) website, "[Commute Solutions](#)," for information about bus, pedal club, carpools, and ride-sharing services. You can buy a [parking permit](#) online or at the parking office. [Parking maps](#) are also available online.



Courtesy University Communications and Public Affairs

University Centers – Price Center and Student Center

[The University Centers](#) comprise the Price Center and the Student Center complexes. Both complexes offer meeting and event spaces and restaurants. Both are key to campus life at UC San Diego.

Cross-Cultural Center

The vision of the [Cross-Cultural Center \(CCC\)](#) is to empower UC San Diego to recognize, challenge, and take proactive approaches to diversity for the campus and the San Diego community. The CCC, located on the second floor of the Price Center East, offers seminars, events, and programs for all students throughout the year.

All-Campus Transfer Student Association

Check out the [All-Campus Transfer Association](#) (ACTA) website for information of interest to transfer students and to learn about social events. This association, located on the first floor of Price Center East, provides you with ways to get involved with the campus and venues for meeting students.

Commuter Lounge

The Commuter Lounge, located on the first floor of Price Center East, provides a place to relax and study. It features couches and comfortable seating, study tables, board games, and light reading material. Additionally, [commuter lounges](#) are available at each college for your use and convenience. The lounges are also a great place to meet friends!

Commuter Student Services

[Commuter Student Services](#) is a resource center located at the Commuter Lounge, they also compile off-campus housing information, including a roommate matching service and help with rental issues.

Academic Enrichment and Resources

Honors

Many colleges have honors programs. To receive university honors at graduation, you will need to meet both GPA and graded unit requirements as outlined by your college. Check with your college and the [Academic Regulations](#) section of the catalog for details.

Department and Program Honors

Most academic departments and programs offer an honors program consisting of honors courses, seminars, and/or research. Check with your department or program for more information on the specific requirements for honors programs.

Undergraduate Senior Seminar Program


UC San Diego offers an [Undergraduate Senior Seminar Program](#). These seminars provide upper-division students with opportunities to meet with faculty in a small class environment. Senior Seminars carry one unit of credit, are graded P/NP, meet for 8-10 hours during a quarter, and are limited to 20 students each.

Department and Program Seminars and Lectures

Every department and program hosts research seminars and lectures given by campus or visiting faculty. These talks, generally scheduled for 1-2 hours, are excellent venues for meeting faculty and fellow students, learning more about your major and topics of interest, or learning about a new field.

Office of Academic Support & Instructional Services (OASIS)

[OASIS](#) provides individual and group tutoring assistance. Their goal is to help students acquire learning skills in a motivating environment. Tutoring in languages, math, science, and study management are some of the services they provide. All services are free. Students are encouraged to sign up early!



Courtesy University Communications and Public Affairs

Undergraduate Research Opportunities

You can get a good preview of graduate school by participating in undergraduate research under the guidance of a professor. Research helps you prepare for your future, and it will help you get to know a professor. For more information and a listing of research opportunities, please visit the [Undergraduate Research Portal](#). Your department and program advisors can also advise you about additional research opportunities (usually via a 199 course).



Faculty

Visit your professors during their office hours. Get to know your faculty and build relationships that can guide your academic career. Attend seminars, lectures, and events that your department or program sponsors.

Faculty-Mentor Program

Join the [Faculty-Mentor Program](#) and work alongside a professor in your major. This will help you create connections outside of the classroom and acquire experience as a research assistant.

Internships

[Career Services](#), the [Academic Internship Program](#) (AIP), and several individual departments offer internship opportunities. An internship is an excellent way to explore career options, gain practical work experience, and make professional contacts.

Double Majors

Do you have an interest in more than one discipline? If you are considering a double major, start working with your [college advisor](#) and the advisors of both majors by your second quarter in order to develop an optimal academic plan. Criteria for double majors can be found in the [General Catalog](#).

Minors

In addition to your major you may want to consider completing a [minor](#). A minor is a set of courses within a well-defined subject outside your major department. Minor requirements include at least 28 units with at least 20 that are upper-division. Most academic departments and programs offer a minor program. Your college and major advisors can help you plan a minor that complements your interests, your résumé, and your career plans.

Language Courses

Whether you want to learn a new language or complete your language requirements, the campus offers an array of language courses. You can get started by taking a [language placement exam](#). Learn about [language courses and programs](#) available at UC San Diego. Already learning a language? Practice at the [Language Tables](#) offered by the International House located in Roosevelt College.

Summer Session

[Summer Session](#) provides a great opportunity to take classes prior to your first fall quarter or between academic years. Hundreds of courses are offered in a wide variety of subjects.

Student Educational Advancement

Student Affairs offers several student outreach programs and services through [Student Educational Advancement](#).



Study Abroad

UC San Diego offers students many venues for [studying abroad](#) through programs that vary in length from a 5-week [global seminar](#) to a three-quarter-long stay in another country. If you would like to study abroad, you will need to go to a [first steps program](#), do some research, and work with your college and major advisors to set up a plan for your time abroad. The [International Center](#) is a great resource for studying abroad as a transfer student. The center also hosts a nice low-cost lunch every Friday.

Campus Exchange Programs

Student exchange programs are available in Sacramento and Washington, DC, and at Dartmouth College, Spelman College, and Morehouse College. Talk with your college advisor for more information.

University of California Center Sacramento (UCCS)

[The University of California Center Sacramento Academic Program](#) gives undergraduate students the opportunity to gain professional experiences while living, interning, and conducting research in the State Capitol.

University of California Washington Center (UCDC)

[The University of California Washington Center](#) is a multi-campus residential, instructional, and research center that houses programs such as the UCDC Program. This program gives students and faculty members from UC Campuses opportunities to live within the rich cultural, political, and international heritage of Washington, DC, while working, studying, or doing research.



On the Road to Graduation and Beyond

- **Follow the timeline and procedures for filing your degree.**

Follow the steps at [How to File for Your Degree \(Undergraduates\)](#) when you're preparing for graduation, and take advantage of the helpful [Degree and Diploma Application Wizard](#). Follow the Commencement Checklist to ensure you have completed every requirement.

- **Use the Career Services Center.**

[Career Services](#) can help you with job searches and interviewing strategies, résumé writing, and planning for graduate or professional school. Start working with them early in your academic career to optimize preparation for career opportunities.

- **Join the Alumni Association.**

Take advantage of the many services and programs offered by the [UC San Diego Alumni Association](#) while you are a student and beyond. Their mission is to foster a lifelong, mutually beneficial relationship of alumni and students with UC San Diego.

- **Attend your college commencement ceremony.**

The [commencement ceremony](#) is a wonderful event to share with your family and friends. You have worked hard—you deserve to celebrate!



Student Life – Have Some Fun!

Triton Spirit

Check out the game dates for [UC San Diego Athletics](#) teams, join the pep band, attend spirit night—engage in the [Triton Spirit!!](#)

University Traditions

Learn about [UCSD Traditions](#) and about your [College Traditions](#). There is a major event every quarter. Look for Fall Fest, the Chancellor's Challenge 5K Run for Scholars, and Sun God Festival, along with dozens of other activities throughout the academic year.



Courtesy UC San Diego Athletics

College Transfer Student and Student Involvement Programs

Scores of activities, committees, and programs are available to you through your college. Be sure to get involved with your college and take advantage of the many opportunities they have provided for you.

Programs for Transfer Students Offered by Your College

[Eleanor Roosevelt College Transfer Student Programs](#)

[John Muir College Transfer Student Programs](#)

[Revelle College Transfer Student Programs](#)

[Sixth College Transfer Student Programs](#)

[Thurgood Marshall College Transfer Student Programs](#)

[Warren College Transfer Student Programs](#)

Get Involved!

[Eleanor Roosevelt College Student Involvement](#)

[John Muir College Student Involvement](#)

[Revelle College Student Involvement](#)

[Sixth College Student Involvement](#)

[Thurgood Marshall College Student Involvement](#)


[Warren College Student Involvement](#)



Courtesy AES Creative Services

Student Life

[Student Life](#) makes your university experience enjoyable and enriches your education beyond the classroom. Visit their website for dozens of ways to be involved in the campus that match up with your interests.



Student Organizations

More than 400 campus [Student Organizations](#) focus on academics, pre-professional activities, or cultural, political, and community-service involvement. Most of these organizations have tables on Library Walk during Welcome Week and **Week 1** (of fall quarter). Find out more by visiting the One-Stop desk, located on the third floor of Price Center East. You can start your own organization; get help with flyers, room reservations, and events - all in one place.

Volunteer

The [Volunteer Connection](#) matches volunteering opportunities to your interests. There are scores of venues for volunteering on campus or off campus—in San Diego and beyond.

Join the Team! UC San Diego Tritons

Be a student athlete. The campus offers dozens of team sports, including basketball, baseball, volleyball, track and field, and many more. Visit the [UC Tritons](#) website for details.

Sports Facilities

Do you have a favorite recreation or competitive sport? You can find many places on campus to relax or work out. [Sports Facilities](#) operates some 100 venues on campus, including the gyms, swimming pools, rock climbing wall, weight rooms, and fields. They also offer an extensive selection of recreational classes.

Intramural Club Sports

Looking for other fun sports? Try the UC San Diego Intramural League. It's a great way to relax with some of your favorite sports and to try out some new ones. Activities, which change each quarter, may include basketball, flag football, water polo, and indoor soccer.

Glossary

Articulation - Articulation is the process of giving credits and course equivalents to transfer courses. If you are not coming in under a transfer agreement such as *TAG*, *IGETC*, or *UC Reciprocity*, we rely on the articulation process to evaluate ways in which courses taken at other colleges count toward your degree.

ASSIST website - [ASSIST](#) can help you identify the California community college courses that can be used to satisfy major requirements at UC San Diego.

College - The six colleges are designed to provide the personalized attention of smaller liberal-arts schools within the context of a large research university. Colleges are distinguished by their general education themes, writing courses, and student life traditions rather than by choice of major. Your college advisor, the expert on your general education and overall graduation requirements, is your first stop for academic questions.

Course prerequisite - Prerequisites are requirements that must be completed prior to enrolling in a given course. Not all courses have prerequisites, but many do. Some prerequisites may be met by taking placement tests. Most require successful completion of less advanced courses.

Course restriction - Courses may be limited to a specific program, major, or minor. A restriction may also be limited to class standing based on units earned (i.e. Freshman or Senior).

Degree Audit - The Degree Audit lists degree requirements and measures progress toward completing them. You can find your degree audit on [TritonLink](#). Your college academic advisor can assist you with interpreting your degree audit and will recommend ways in which it can be used as a planning tool.

Department/Program - Each academic department/program is responsible for course planning, course content, and requirements for the major and minor degrees it offers. Qualified department/program staff are available to answer questions and provide resources.

GE – General Education course requirements vary by college. Many students transferring to this campus will have fulfilled most or all of their GE requirements, depending up on their major and the college.

EAP - The Education Abroad Program (EAP) is a UC-sponsored study abroad program. EAP offers summer programs and academic-year programs that last from five weeks to three quarters. EAP courses are awarded UC credit and count toward your GPA calculation.

IGETC - Completion of the Intersegmental General Education Transfer Curriculum (IGETC) before transferring from a California community college may fulfill all or most lower-division general education requirements at Muir, Marshall, Sixth, and Warren colleges. You may need to take additional courses at Revelle and Roosevelt colleges. Talk to your community college advisor about completing IGETC requirements for transferring to UC San Diego.

Lower -Division/Upper-Division – Lower-division courses are generally introductory and are numbered 1-99. Upper-division courses often have prerequisites and are numbered 100-199.

OAP - The [Opportunities Abroad Program](#) (OAP) allows you to participate in programs sponsored by other universities and organizations to earn transfer credit at UC San Diego. Check out the OAP website for more information.

OASIS - The [Office of Academic Support & Instructional Services](#) (OASIS) provides individual and group assistance to all registered UC San Diego undergraduates.

Petition - This form is used to request exceptions to academic procedures, policies, and requirements. The most common use of petitions is to request that transfer courses count toward specific major or general education requirements. You may be asked for course descriptions and syllabi whenever you make such requests.

PID (Personal Identification Number) - Your PIN is your UC San Diego Student ID Number, to be used for most login or identification purposes involving university business.

RIMAC - RIMAC, which contains the campus's largest sports and concert arena, is located on the North Campus near Eleanor Roosevelt College and the Rady School of Management. Adjacent to The Village at Torrey Pines, it is easily accessible to transfer students living on campus. RIMAC has workout facilities and classrooms for recreation classes.

Section - Many large lecture courses are linked with a number of smaller discussion sections. In most cases, you are required to attend one of the discussion sections in addition to the lectures. You may enroll online for a section in some courses; others require enrollment on the first day of class.

TA - A Teaching Assistant (TA), usually a graduate student, assumes varying responsibility for supporting a course professor; TAs may lead discussion sections, grade assignments or exams, and hold office hours.

TAG - The Transfer Admission Guarantee (TAG) program allows guaranteed admission to at least one UC campus for community college students who complete the *IGETC* and maintain certain additional requirements.

TritonLink - The online student portal at UC San Diego, [TritonLink](#) connects you to your academic records, course enrollment, financial information, campus news and announcements, and much more.

UC Reciprocity - Transfer students from another University of California campus may be eligible to clear general education requirements through a reciprocity agreement between UC campuses. If you completed the lower-division general education or breadth requirements at another UC campus, you may be eligible to clear general education requirements at UC San Diego by submitting a **letter of reciprocity** from your original UC advising office.

VAC - The Virtual Advising Center is the online system that allows students and college advisors to discuss academic issues. This new system offers timely communication between students and advisors.

Waitlist - You may opt to be placed on a waitlist if you attempt to enroll in a class that is already full. As space becomes available, waitlisted students are moved onto the class roster. Being on a waitlist does not guarantee admission to a course. Check with the department offering the class and [TritonLink](#) for updated information.

WebReg - The web-based registration system, WebReg, is located on the [TritonLink](#) website. WebReg allows you to add, drop, and change courses online. Sign on using your student ID number and password.

This guide is a supplement to information posted in the student portal (TritonLink) as well as advice that has been or will be provided to you by your college, major department, and various campus administrative units. All information in the guide is subject to change. Please check all applicable sources and websites, including the UC San Diego catalog, administrative offices, colleges, departments and programs for updates. All images copyrighted by The Regents of the University of California unless otherwise noted. This guide was created collaboratively by representatives from Academic Affairs, Student Affairs, and the Colleges. 12/09